

LETTER • OPEN ACCESS

## Projecting the impact of air pollution on child stunting in India—synergies and trade-offs between climate change mitigation, ambient air quality control, and clean cooking access

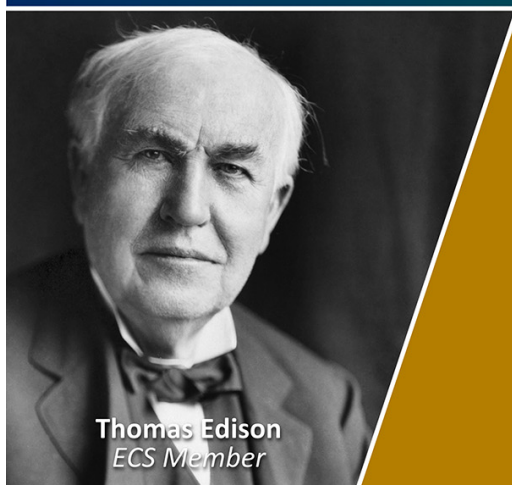
To cite this article: Asya Dimitrova *et al* 2022 *Environ. Res. Lett.* **17** 104004

View the [article online](#) for updates and enhancements.

### You may also like

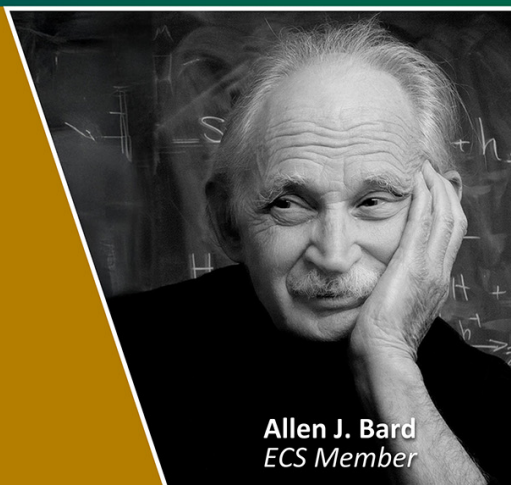
- [Crossover scaling functions in the asymmetric avalanche process](#)  
A A Trofimova and A M Povolotsky
- [Fabrication and optimisation of a fused filament 3D-printed microfluidic platform](#)  
A M Tothill, M Partridge, S W James et al.
- [Non-Enzymatic Electrochemical Sensor for Acetaminophen Determination Based on Ternary Composite \(Fe<sub>2</sub>O<sub>3</sub> @ rGO/CNF\) Hybrid Modified Electrode](#)  
Shibasini Murugan, Girija Srinivasan, Wilson Jeyaraj et al.

Join the Society  
Led by Scientists,  
for *Scientists Like You!*



The  
Electrochemical  
Society

Advancing solid state &  
electrochemical science & technology



ENVIRONMENTAL RESEARCH  
LETTERS

## LETTER

## OPEN ACCESS

RECEIVED  
27 May 2022REVISED  
15 August 2022ACCEPTED FOR PUBLICATION  
1 September 2022PUBLISHED  
16 September 2022

Original content from  
this work may be used  
under the terms of the  
[Creative Commons  
Attribution 4.0 licence](#).

Any further distribution  
of this work must  
maintain attribution to  
the author(s) and the title  
of the work, journal  
citation and DOI.

Projecting the impact of air pollution on child stunting in  
India—synergies and trade-offs between climate change  
mitigation, ambient air quality control, and clean cooking accessAsya Dimitrova<sup>1,2,3,4</sup> , Guillaume Marois<sup>5,6</sup> , Gregor Kiesewetter<sup>6</sup>, Peter Rafaj<sup>6</sup> , Shonali Pachauri<sup>6</sup> ,  
Samir KC<sup>5,6</sup>, Sergio Olmos<sup>2,4</sup>, Davide Rasella<sup>2,4</sup> and Cathryn Tonne<sup>2,3,4,\*</sup><sup>1</sup> Potsdam Institute for Climate Impact Research (PIK), Potsdam, Germany<sup>2</sup> Barcelona Institute for Global Health (ISGlobal), Barcelona, Spain<sup>3</sup> University Pompeu Fabra (UPF), Barcelona, Spain<sup>4</sup> CIBER Epidemiología y Salud Pública, Barcelona, Spain<sup>5</sup> Asian Demographic Research Institute (ADRI) at Shanghai University, Shanghai, People's Republic of China<sup>6</sup> International Institute for Applied Systems Analysis (IIASA), Laxenburg, Austria

\* Author to whom any correspondence should be addressed.

E-mail: [cathryn.tonne@isglobal.org](mailto:cathryn.tonne@isglobal.org)**Keywords:** stunting, air pollution, India, climate change mitigation, co-benefits, projectionSupplementary material for this article is available [online](#)

## Abstract

Many children in India face the double burden of high exposure to ambient (AAP) and household air pollution, both of which can affect their linear growth. Although climate change mitigation is expected to decrease AAP, climate policies could increase the cost of clean cooking fuels. Here, we develop a static microsimulation model to project the air pollution-related burden of child stunting in India up to 2050 under four scenarios combining climate change mitigation (2 °C target) with national policies for AAP control and subsidised access to clean cooking. We link data from a nationally representative household survey, satellite-based estimates of fine particulate matter (PM<sub>2.5</sub>), a multi-dimensional demographic projection and PM<sub>2.5</sub> and clean cooking access projections from an integrated assessment model. We find that the positive effects on child linear growth from reductions in AAP under the 2 °C Paris Agreement target could be fully offset by the negative effects of climate change mitigation through reduced clean cooking access. Targeted AAP control or subsidised access to clean cooking could shift this trade-off to result in net benefits of 2.8 (95% uncertainty interval [UI]: 1.4, 4.2) or 6.5 (UI: 6.3, 6.9) million cumulative prevented cases of child stunting between 2020–50 compared to business-as-usual. Implementation of integrated climate, air quality, and energy access interventions has a synergistic impact, reducing cumulative number of stunted children by 12.1 (UI: 10.7, 13.7) million compared to business-as-usual, with the largest health benefits experienced by the most disadvantaged children and geographic regions. Findings underscore the importance of complementing climate change mitigation efforts with targeted air quality and energy access policies to concurrently deliver on carbon mitigation, health and air pollution and energy poverty reduction goals in India.

## Abbreviations

AAP	Ambient air pollution	HAZ	Height-for-age z score
CCA	Clean cooking access	IAM	Integrated assessment model
GAINS	Greenhouse-Gas Air Pollution Interaction and Synergies	LPG	Liquefied petroleum gas
HAP	Household air pollution	MAD	Minimum acceptable diet
		MFR	Maximum feasible reduction
		NFHS	National family health survey
		NPI	National policy implementation

OR	Odds ratio
PM <sub>2.5</sub>	Fine particulate matter
UI	Uncertainty interval

## 1. Introduction

The 25 million children born annually in India are exposed to some of the highest levels of ambient air pollution (AAP) in the world, several-fold greater than current World Health Organisation (WHO) guidelines. With 56% of households in the country relying on highly polluting solid fuels to meet household energy needs, many children bear the double health burden of both high AAP and household air pollution (HAP) (International Institute for Population Sciences (International Institute for Population Sciences (IIPS) and ICF 2017). Air pollution (both AAP and HAP) is currently recognised as the second leading risk factor for disease burden and mortality in India, surpassed only by malnutrition (IHME 2019). A recent India Disease Burden study attributed 4.8% (95% uncertainty interval [UI] 3.6–6.0) of all under-5 deaths in the country to AAP and 4.0% (95% UI 3.0–5.1) to HAP (India State-Level Disease Burden Initiative Child Mortality Collaborators 2020). Exposure to air pollutants in-utero and early in life can be especially detrimental for children's health because of their biological vulnerability and rapid development resulting in a range of adverse health outcomes (Backes et al 2013, Perera 2017). These include adverse birth outcomes, such as low birth weight and pre-term birth; respiratory diseases such as pneumonia, asthma and bronchitis; and impaired cognitive and neurological development. In addition to these well-established health outcomes, there is accumulating evidence that in-utero and early life exposure to AAP and HAP are also associated with child linear growth retardation (Bruce et al 2013, Zhu et al 2015, Yuan et al 2019, Boamah-Kaali et al 2021, Pun et al 2021).

Stunting, defined as being too short for one's age, is a largely irreversible linear growth impairment that can have severe long-lasting impacts on child health and human capital formation. In childhood, stunting is associated with poor cognitive development (Poveda 2021), higher risk of mortality, and susceptibility to infectious diseases such as pneumonia and diarrhoea. Later in life stunting can lead to lower productivity and earnings and increased risk of metabolic diseases (Prendergast and Humphrey 2014). Although the biological mechanisms underlying the effects of air pollution on stunting are yet to be fully understood, it is recognised that these start during the in-utero period. Particles or their components can reach beyond the lungs of pregnant women to induce systemic inflammation or oxidative stress, leading to poor foetal growth (Backes et al 2013). Postnatally, environmental exposure to air pollution may compound the adverse effects of poor nutrition and

pathogens on immune development and function, resulting in a cycle of recurrent disease and malnutrition (Dewey and Mayers 2011). More specifically, recurrent respiratory infections caused by air pollution may lead to suppressed appetite, impaired absorption of nutrients, increased nutrient loss, and diversion of nutrients towards immune response and away from growth (Dewey and Mayers 2011). Several observational studies from India, where child under-nutrition is among the highest in the world, reported consistent associations between early-life exposure to AAP (Singh et al 2019, Spears et al 2019) and use of polluting cooking fuels (Tielsch et al 2009, Fenske et al 2013, Islam et al 2021) and child stunting. The epidemiological evidence linking AAP and HAP with prenatal (small for gestational age) or postnatal (low height-for-age Z-score) stunting has been summarised by several meta-analyses (Bruce et al 2013, Zhu et al 2015, Yuan et al 2019, Pun et al 2021). According to the most recent pooled estimates a 10  $\mu\text{g m}^{-3}$  increase in ambient fine particulate matter (PM<sub>2.5</sub>) over the entire pregnancy increased the odds of prenatal stunting by 8% (95% confidence interval [CI]: 3%–13%), while postnatal exposure to solid versus clean cooking fuel increased the risk of postnatal stunting by 19% (95% CI: 10%–29%, Pun et al 2021).

Previous studies have shown that reductions in greenhouse gas emissions in line with climate change mitigation targets can bring substantial AAP improvements and health benefits in India, so-called co-benefits (West et al 2013, Silva et al 2016, Chowdhury et al 2018, Markandya et al 2018, Vandyck et al 2018, Sampedro et al 2020), and even more so when combined with stricter national measures for air quality control (Dimitrova et al 2021). However, scenario analysis from six different integrated assessment models (IAMs), which quantified the interactions between climate change mitigation and energy access, suggest that stringent climate policy might significantly slow down the transition to clean cooking fuels by affecting energy prices (McCollum et al 2018). Thus, climate change mitigation may have opposing effects on the levels of AAP and HAP exposure and the associated health and developmental outcomes for future generations of children.

Most assessments of air pollution health co-benefits from climate change mitigation to date have focused on mortality outcomes and on adult populations. These estimates obscure the full health burden from air pollution by not including morbidity impacts. The potential lifelong consequences for future generations of children are still very poorly reflected in the literature, even though these populations will bear a disproportionate amount of the disease burden from environmental change. Furthermore, existing health co-benefit projections are based on comparative risk assessment or life table methods, which do not allow for more

detailed analysis of health inequalities across different socio-demographic groups and geographical areas. Lastly, the health co-benefits literature has largely focused on single exposure pathways and rarely considered concurrent effects of multiple exposures. A few microsimulation models analysing health outcomes under air pollution control have been developed for some high-income countries (Pimpin *et al* 2018, Symonds *et al* 2019), but models focusing on health co-benefits from climate change mitigation and on Low and Middle-Income countries are lacking. We addressed these research gaps by investigating for the first time how the synergies and trade-offs between climate change mitigation, targeted ambient PM<sub>2.5</sub> control and energy access support policies could affect future child linear growth in India. We employed a static microsimulation with a soft link to an IAM and a multi-dimensional demographic projection, which allowed us to incorporate population-specific exposure response functions, explore differential impacts across population groups and geographical areas, and consider simultaneous effects of indoor and outdoor air pollution.

## 2. Methods

### 2.1. Study design

Our analysis proceeded in two stages. First, we examined the associations between early-life exposure to ambient PM<sub>2.5</sub> and polluting cooking fuels and stunting in a large dataset of children under-5 years in India. In the second stage, we developed a static microsimulation model of child stunting based on the following input data (a) National Family Health Survey (NFHS) data; (b) a multi-dimensional population projection; and (c) projections of ambient PM<sub>2.5</sub> concentrations, clean fuel use and per-capita income levels from an IAM (IIASA 2021). We projected the prevalence of child stunting at local level (district and urban/rural residence) and for distinct population groups under four scenarios combining climate change mitigation, air quality control, and policies to support clean cooking access (CCA). A detailed description of the data sources and methods is provided in the appendix.

### 2.2. Stage one: epidemiological analysis

#### 2.2.1. Observed population data

We used nationally representative anthropometric and household data of children under-5 from India's 2015–16 NFHS (NFHS-4, also known as the 2015–16 India Demographic Health Survey). NFHS is a nation-wide, multi-round, two-stage stratified survey conducted in a representative sample of women of reproductive age (International Institute for Population Sciences (IIPS) and ICF 2017). Using NFHS's child anthropometric data, we defined stunting as height-for-age z score two standard deviations below the median of the WHO Child Growth Standards.

#### 2.2.2. Baseline ambient PM<sub>2.5</sub> and CCA data

We retrieved high resolution annual average PM<sub>2.5</sub> concentrations ( $0.01^\circ \times 0.01^\circ$ ) for the period 2009–2016 from the Atmospheric Composition Analysis Group (Hammer *et al* 2020). Each child was assigned average PM<sub>2.5</sub> exposure in-utero based on their date of birth, pregnancy duration and the geo-location of their household cluster.

As a proxy of exposure to HAP we used the type of primary cooking fuel of the households reported in the survey. We assumed households used the same fuel at the time of birth of the child as reported at the time of interview as previous studies have shown that cooking fuel transitions are relatively slow (Van Der Kroon *et al* 2013). We analysed the effect on child stunting of cooking with clean cooking fuels (electricity, liquefied petroleum gas (LPG), natural gas and biogas) compared to high-polluting fuels (kerosene, coal, charcoal, wood, straw, crop waste and dung).

#### 2.2.3. Statistical analysis

We estimated the effect of PM<sub>2.5</sub> exposure in-utero and type of cooking fuel using logistic regression, with a random intercept for administrative district to account for clustering. Based on the literature, we identified and adjusted for the following confounders: age and sex of the child, age, education and caste of the mother, urban-rural residence and household income category (based on the household wealth index as shown in the next section).

We included a penalized spline for child age in months and interaction terms between PM<sub>2.5</sub> in-utero with the child's sex, urban-rural residence, maternal education, household income category and caste, and interaction terms between clean fuel use with the child's sex and caste in order to account for differential vulnerabilities to air pollution across different socio-demographic groups. The analysis was performed with R (version 3.6.1), using the package *mgcv* (Wood 2011).

We performed a series of model specification checks by including a larger set of covariates in the model, adjusting for seasonality, estimating effects of life-course PM<sub>2.5</sub> exposure (i.e. in-utero and after birth). We also conducted a sensitivity analysis based on a subsample of the data to explore potential residual confounding by nutrition as operationalised by a minimum acceptable diet (MAD) index (appendix 1.1).

### 2.3. Stage two: projections

#### 2.3.1. Scenarios

We developed four hypothetical pathways for India to deliver on the Paris Agreement target and compared them to a reference scenario (table 1). 'NPi (national policy implementation) without access policy' specifies a business-as-usual pathway of global greenhouse gasemissions based on currently announced



Table 1. Scenarios description.

Scenario	Climate change mitigation	Ambient air pollution control	Clean cooking access
NPi without access policy	National Policies for climate, energy, environment and development until 2030, no climate policy after 2030.	Current air pollution legislation	No additional clean cooking access support policy
2 °C without access policy	National Policies until 2020, after which mitigation measures in line with a >66% chance of staying below 2 °C throughout 21st century.		No additional clean cooking access support policy
2 °C with access policy			15% LPG cooking stove & 75% LPG cost subsidies available to all households
2 °C MFR without access policy		Maximum Feasible Reduction (MFR) of air pollution	No additional clean cooking access support policy
2 °C MFR with access policy			15% LPG cooking stove & 75% LPG cost subsidies available to all households

NPi—national policy implementation, MFR—maximum feasible reduction.

climate policies through 2030, current AAP legislation and no additional support for CCA. We explored four mitigation pathways, which assumed the implementation of a carbon price of US\$40 per ton CO<sub>2</sub> equivalent in the year 2020 that increased at the social discount rate through until the end of the century. These pathways were consistent with a >66% chance of limiting global mean temperature increases to 2 °C relative to pre-industrial levels throughout the end of the century. The four mitigation pathways differ only with respect to the AAP control and compensatory energy access policies implemented at the national level. The 2 °C scenarios assume compliance with current air pollution legislation only, while the 2 °C MFR (maximum feasible reduction) scenarios model implementation of additional end-of-pipe national air quality control measures in industrial, power generation, household, and agricultural sectors. The ‘no access’ scenarios assume no counterbalancing price support policies on clean fuels and stoves, while the two ‘access’ scenarios model a universal subsidy covering 15% of the cost of LPG cooking stoves and 75% of the cost of LPG fuel.

The AAP and CCA scenarios were developed independently in the MESSAGE-GLOBIOM global energy-economy IAM framework (IIASA 2021) based on the same national CO<sub>2</sub> budget constraints and projections of population growth, urbanisation and various regionalised economic activities. The AAP projections were generated within the Greenhouse-Gas Air Pollution Interaction and Synergies (GAINS) module, while the clean access transitions were modelled within the Access household fuel-choice module of MESSAGE-GLOBIOM. More details on the climate-energy modelling and the linkages of the different modules can be found elsewhere (Cameron *et al* 2016, Purohit *et al* 2019).

### 2.3.2. Static microsimulation

For each year and scenario, we generated datasets with individuals with identical characteristics to those in the stage one dataset. We applied a reweighting procedure to reproduce the changes in the demographic characteristics of children under-5 over time (age, sex, subnational state, urban/rural place of residence, maternal education) as forecasted by a multi-dimensional demographic projection for India (Samir *et al* 2018). The population projection assumes a continuation of past demographic trends, leading to a decline in fertility and in child mortality, improvement in educational attainment and increase in urbanisation (table S2). In each simulated dataset we altered the individual PM<sub>2.5</sub> exposure during pregnancy, the income category and the household primary cooking fuel based on projections from the IAM, keeping other covariates fixed.

Under each scenario for the period 2010–2050, gridded annual mean PM<sub>2.5</sub> concentrations from the GAINS model were matched with the simulated datasets based on the geographic coordinates of NFHS-4 clusters.

Data on changes in income levels and uptake of clean cooking fuels from the MESSAGE-Access household fuel-choice model were available for the whole of India and for four socio-economic groups based on rural-urban residence and daily per-capita expenditure threshold (Purchasing Power Parity of \$2 per day in rural and \$5 per day in urban areas) (Cameron *et al* 2016). We translated aggregate level projections into individual cooking fuel choices based on several assumptions. First, we assumed the same rate of change in income and uptake of cleaner cooking fuels for all regions. Second, for each future year and scenario we generated an indicator of household income level based on the household wealth

index from NFHS-4 and the projected population distribution in each income category from the IAM (appendix 1.2). Third, we ranked fuel preferences following the theory of the 'energy ladder' and assumed that as households' economic status improves they tend to gradually shift to cleaner fuels (Van Der Kroon *et al* 2013) (appendix 1.2). To account for the importance of socio-demographic factors in determining household fuel choice, we conditioned transition to clean cooking on maternal educational level. We used the regression model specified in the epidemiologic analysis (Stage one) to predict the probability of stunting under the specified scenarios for each individual in the dataset. The adjusted sampling weights were then applied to estimate the stunting prevalence in the population under each scenario.

We performed posterior simulations to derive 95% UIs (appendix 1.3). Lack of confidence bounds in the projections of ambient  $\text{PM}_{2.5}$ , access to clean cooking fuels, income, and population change limited our ability to incorporate these uncertainties in our final estimates. We performed a sensitivity analysis by re-running the simulations after calibration of modelled  $\text{PM}_{2.5}$  concentrations in GAINS with those from the Atmospheric Composition Analysis Group (appendix 1.4).

### 3. Results

#### 3.1. Epidemiological analysis

We included 203 870 children from the NFHS-4 in our final sample, after removing missing observations, children that died or changed location since birth. Summary statistics for the exposure variables and other covariates by stunting status are presented in table S1. Children were on average exposed to  $73.6 \mu\text{g m}^{-3}$   $\text{PM}_{2.5}$  in-utero, while 67% of them lived in households without CCA. There were large regional variations in ambient and HAP exposure as well as in stunting prevalence (figure 1).

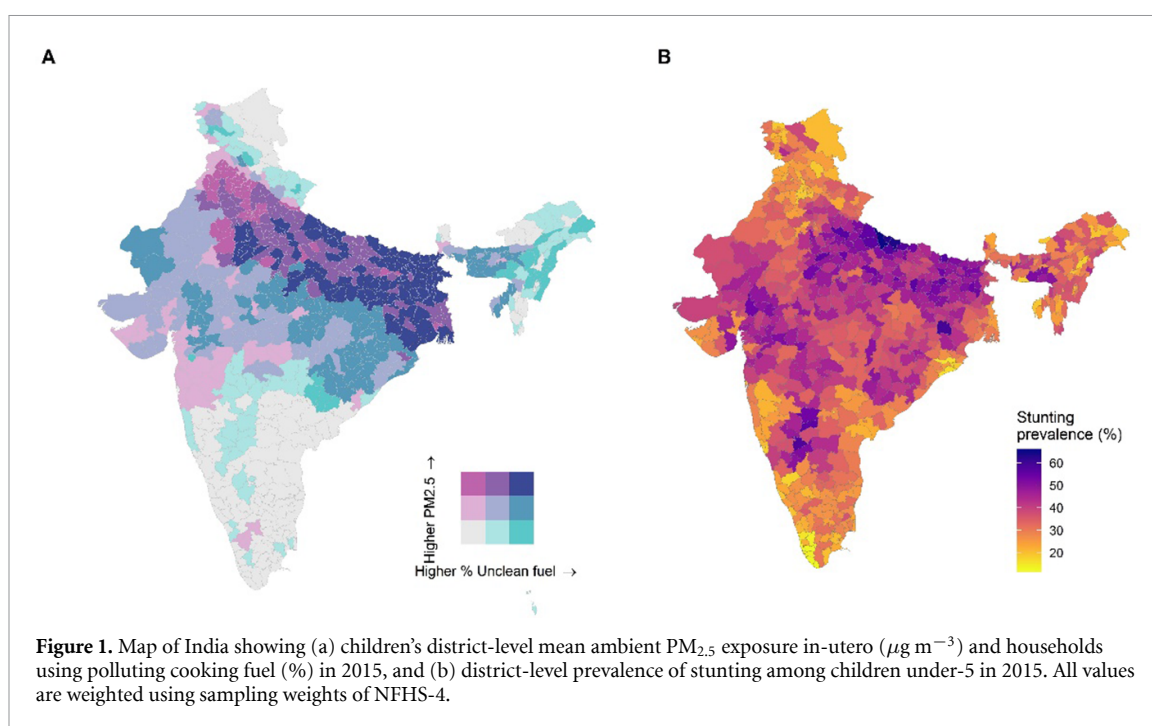
After adjustment for confounders, in-utero exposure to ambient  $\text{PM}_{2.5}$  significantly increased the odds of child stunting (OR: 1.04, 95% CI: 1.03–1.05 per  $10 \mu\text{g m}^{-3}$  increase in  $\text{PM}_{2.5}$ ), while clean compared to polluting cooking fuel decreased the odds of stunting (OR: 0.81, 95% CI: 0.79–0.84) (table S3). We observed modification of the effect of in-utero  $\text{PM}_{2.5}$  exposure on stunting by sex, residence (urban/rural), maternal education, caste, and household income ( $p$  interaction term  $< 0.05$ ). The effect of CCA was modified by sex and caste ( $p$  interaction term  $< 0.05$ ). In particular, female children, those living in urban areas, born to less educated mothers, belonging to more disadvantaged castes and to lower income households were more susceptible to the harmful effects of  $\text{PM}_{2.5}$  on linear growth. Conversely, the beneficial effects of CCA on child stunting were more pronounced for children who were female and did not belong to socially disadvantaged castes.

Similar to Spears *et al* (2019) we found no evidence of a non-linear association between  $\text{PM}_{2.5}$  exposure in-utero and child stunting. Adjusting for additional covariates including month of birth to account for seasonal variation in exposures had minimal effect on the exposure effect estimates (figure S1). Adjusting for MAD among children aged 6–23 months did not change observed associations between ambient  $\text{PM}_{2.5}$  in-utero and clean cooking fuel use with child stunting (table S4). While MAD was associated with lower odds of child stunting in models without adjustment for socio-economic status (table S4, model 3), the association was fully attenuated after adjusting for urban residence and socio-economic status (table S4, model 2), suggesting nutritional status is not an important confounder in models with already adjusted for socio-economic status and urban residence. As we used annual  $\text{PM}_{2.5}$  data in the analysis, we could not test the effect of  $\text{PM}_{2.5}$  exposure in different trimester periods on child stunting. In-utero exposure to ambient  $\text{PM}_{2.5}$  was more strongly associated with child linear growth than life-course exposure (in-utero and after birth) (figure S1).

#### 3.2. Projections of impacts on stunting

Projected in-utero ambient  $\text{PM}_{2.5}$  exposure and the share of population with CCA by residence and year are shown in table 2. Under most scenarios average in-utero  $\text{PM}_{2.5}$  exposure was projected to decrease and CCA to increase over time relative to the baseline year both for rural and urban areas. The largest reductions in ambient  $\text{PM}_{2.5}$  were observed in scenarios where climate change mitigation was accompanied by end-of-pipe AAP controls, while population access to clean cooking was maximised in scenarios with additional access support policies. The projected characteristics of children under-5 were identical across all scenarios (table S2).

Figure 2 and table S5 show the cumulative (2020–50) preventable number of stunted children over time under each intervention scenario compared to NPi and disaggregated by the contribution of changes in AAP and HAP. In the  $2^\circ\text{C}$  scenario without access policy, the increase in child stunting from higher HAP (+4 million) is larger than the reduction in the burden from AAP (−1.2 million), leading to an overall higher cumulative number of stunted children compared to NPi (2.9 million, UI: 2.8, 3.0). However, accompanying the  $2^\circ\text{C}$  mitigation efforts with additional AAP control or CCA support is projected to reduce the overall burden of child stunting from air pollution compared to NPi. Implementation of national policies for MFR of AAP can help prevent 2.8 (UI: 1.4, 4.2) million cases of child stunting between 2020–50, while compensatory subsidies for LPG cooking fuel and stoves can avert growth faltering in 6.5 (UI: 6.3, 6.9) million children. The joint implementation of the two policies along with mitigation efforts had synergistic effects for child growth,



**Table 2.** Baseline and projected exposure variables according to scenario and year.

Scenario	Year	Average in-utero ambient PM <sub>2.5</sub> ( $\mu\text{g m}^{-3}$ )		Share of children living in households with CCA (%)	
		Rural	Urban	Rural	Urban
NPi without access policy	2015	45	58	17	73
	2030	50	61	53	90
	2050	57	73	65	95
2 °C without access policy	2030	48	59	36	80
	2050	49	60	49	90
2 °C with access policy	2030	48	59	77	96
	2050	49	60	90	97
2 °C MFR without access policy	2030	39	48	36	80
	2050	22	30	49	90
2 °C MFR with access policy	2030	39	48	77	96
	2050	22	30	90	97

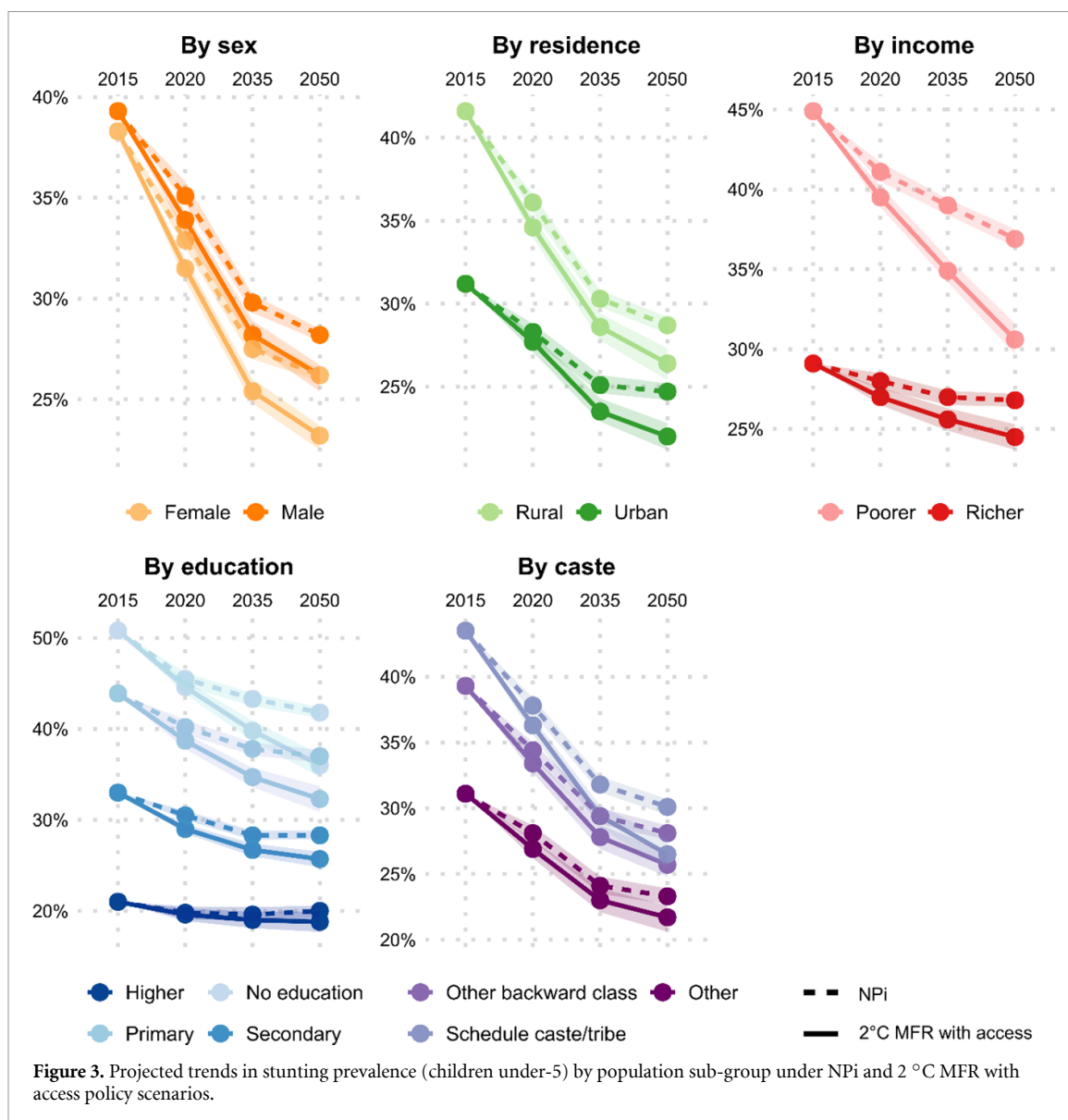
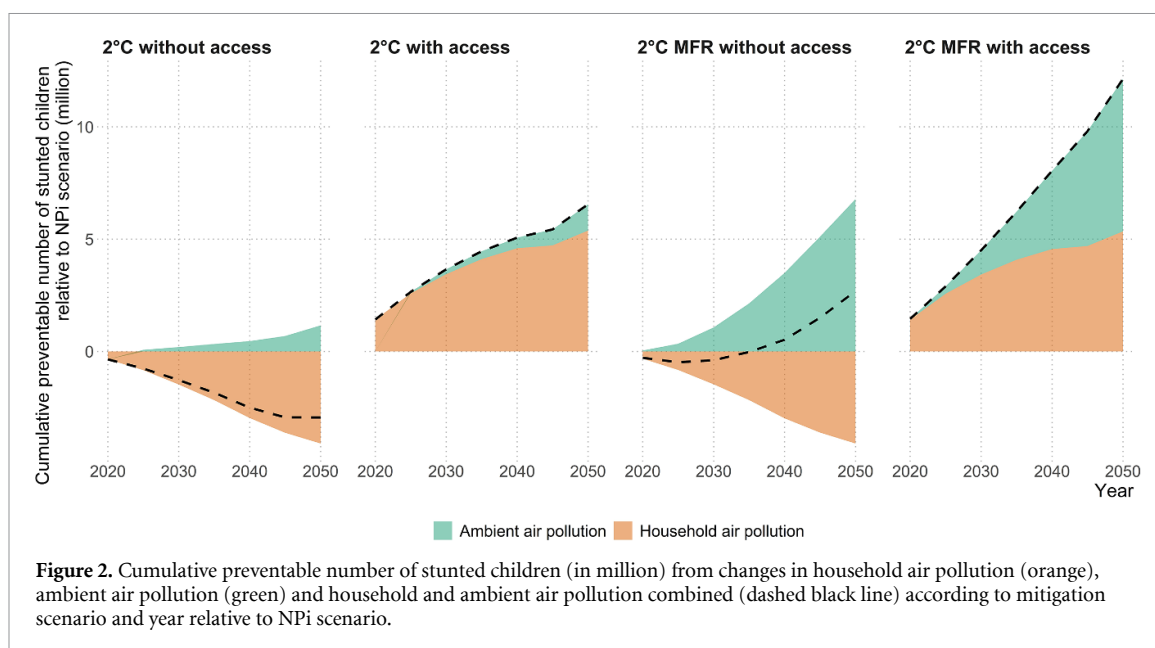
The 2015 values for CCA are calculated based on NFHS-4 data, applying sampling weights. Ambient PM<sub>2.5</sub> concentrations and future CCA are based on the GAINS and MESSAGE-Access modelled data, respectively, applying adjusted sampling weights to account for changes in demographics, urbanisation and maternal education over time.

i.e. yielded greater health benefits than the sum of health benefits from individual implementation, and prevented linear growth impairment in 12.1 (UI: 10.7, 13.7) million children compared to NPi. Sensitivity analysis with calibrated ambient PM<sub>2.5</sub> data did not notably affect the final results (tables S6, S12 and S13).

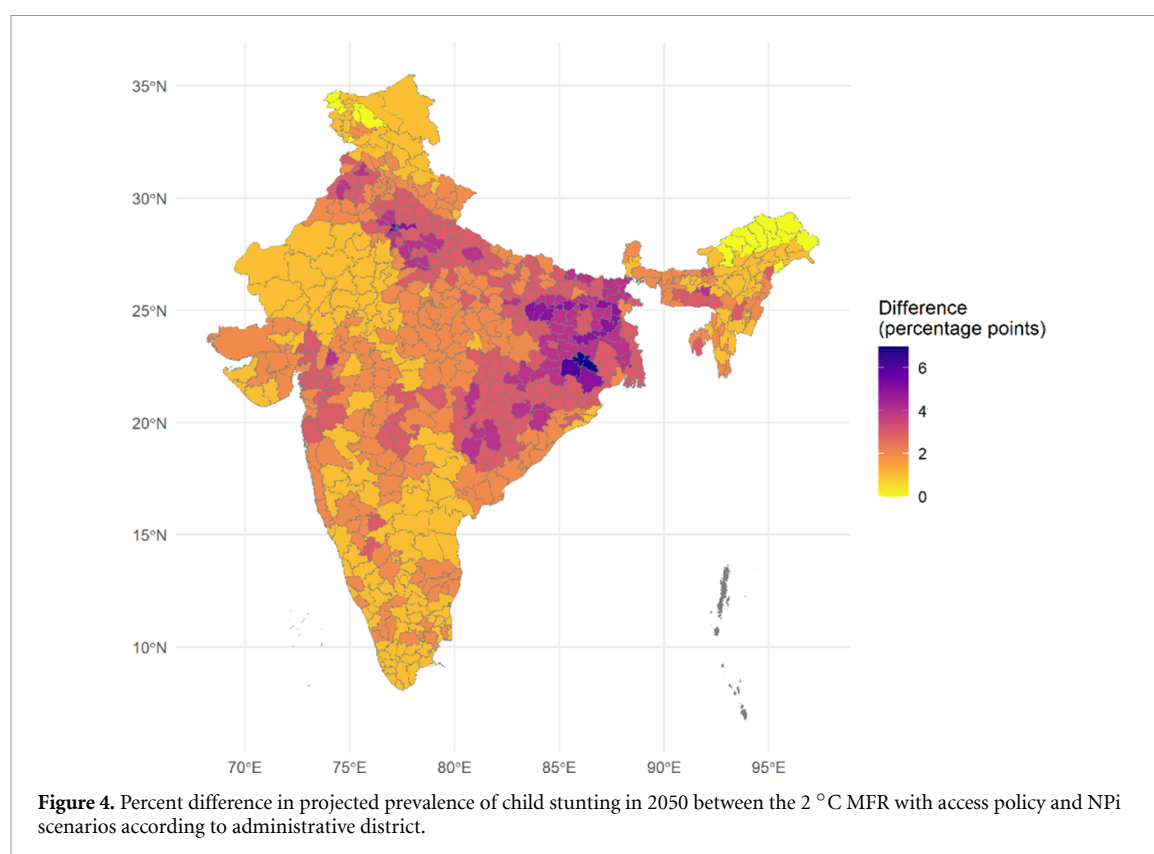
The benefits of the most aspirational scenario (2 °C MFR with access policy) compared to NPi differed by population groups (figure 3 and tables S7–S11). While all children benefited from improvements in indoor and outdoor air quality under the 2 °C MFR with access policy scenario compared to NPi, child linear growth improved the most among more disadvantaged groups with the highest prevalence of stunting in 2015. Larger difference in the prevalence of child stunting in 2050 between the 2 °C

MFR with access policy and the NPi were estimated for children living in poorer households (−6.3% compared to −2.3% for richer households), belonging to a scheduled caste or tribe (−3.6% compared to −1.6% for those from other castes) or having an uneducated mother (−5.8% compared to −2.2% for those with highest maternal education). The benefits of the 2 °C MFR with access policy scenario in 2050 were similar for both sexes and for urban and rural residents, thus only marginally reducing existing disparities in child stunting among these groups.

Similarly, implementation of the 2 °C MFR with access policy scenario was projected to reduce stunting prevalence in the districts with the highest burden of child stunting in 2015, especially in North-eastern







India and around the Indo-Gangetic Plain (figure 4). In 2050, largest reductions in the prevalence of child stunting were recorded in the Purbi Singhbhum and Saraikela Kharsawan districts in Jharkhand (−6%) and in districts within the National Capital Territory of Delhi (−7%), almost three times higher than the India average (−2.5%) (figure 4).

#### 4. Discussion

We used a static microsimulation model to assess the potential impacts of changes in AAP and HAP on child linear growth impairment in India under four policy scenarios for delivering on the Paris Agreement climate change mitigation target. Our analysis resulted in several key findings. First, the slower transition to clean cooking fuels under climate change mitigation could fully cancel out projected benefits for child linear growth due to reduced AAP without additional policies. Second, net benefits for health could still occur if stringent climate policy were complemented by well-designed national end-of-pipe air quality control or universal CCA subsidies. These policies could prevent stunting in 2.8 (UI: 1.4, 4.2) million and 6.5 (UI: 6.3, 6.9) million children between 2020–2050, respectively, compared to business-as-usual. Third, optimal results for child growth can be achieved when mitigation action is combined with both complementary policies (stunting avoided in 12.2 (UI: 10.7, 13.7) million children). This policy pathway could also provide an opportunity to reduce inequalities in health and human capital early in life by benefiting

the most underprivileged children—those with lowest household income, maternal education and social status. We estimated that implementation of integrated climate, air quality and energy access policies would help reduce stunting in locations where it is currently most prevalent (e.g. Indo-Gangetic Plain, north-east). Due to the high concentrations of ambient  $PM_{2.5}$  and high levels of poverty and reliance on polluting cooking fuels, children in these regions would particularly benefit from the combined AAP controls and CCA policies.

We used a novel health impact modelling approach, which allowed for an in-depth assessment of complex population-environment dynamics and multiple exposure pathways on human health not captured by comparative risk assessment methods. Compared to other modelling approaches that allow for comprehensive evaluation of the distributional effects of policies including dynamic microsimulations and agent-based models, a particular advantage of static microsimulation is the more modest modelling and computational requirements. We identified a number of socio-economic effect modifiers for the two exposure variables in the first stage of the analysis. The static microsimulation approach allowed us to reflect these heterogeneous individual effects in the health impact assessment without the full computational burden of a dynamic microsimulation. By using a re-weighting procedure, we accounted for changes in many important socio-demographic characteristics of the population—age, sex, urban residence, region and maternal education—without

having to perform a multidimensional demographic projection. The combination of static microsimulation with IAMs and demographic projections offers a flexible and efficient approach for meeting the policy demand for projections that assess long-term health impacts and differential population vulnerabilities related to climate change.

Our findings, which differentiate impacts across multiple population subgroups and regions, could inform more targeted national- or local-level efforts to improve air quality and clean cooking access. However, policy makers may also have other policy tools at their disposal for increasing clean energy access apart from universal LPG price support, such as microfinance or clean cooking subsidies targeting only the most vulnerable. The health gains of modelled policies will depend on effective enforcement and overcoming legal, financial, social, behavioural and other barriers to their sustained implementation (Malakar *et al* 2018, Peng *et al* 2020, Sharma *et al* 2020). The Indian Government provides subsidies for LPG consumption and connection through the Pratyaksh Hanstantrit Labh Yojana and Pradhan Mantri Ujjwala Yojana programmes. Despite the success of the two programmes in rapidly increasing LPG adoption, they have been less effective in ensuring sustained use, especially among low-income rural households (Kar *et al* 2019, Kar *et al* 2020, Sharma *et al* 2021). Poor and socially marginalised households face major obstacles in accessing LPG subsidies as a result of their informal living situation, precarious income, limited access to information and physical and social isolation (Saxena and Bhattacharya 2018, Neto-Bradley *et al* 2021). Therefore, designing government support with consideration to the specific needs and constraints of different types of households will be important for realising the equity benefits of the modelled interventions.

Our analysis has a number of limitations. First, although the ambient  $PM_{2.5}$  and the CCA projections in our model were developed within the same IAM, they were not fully integrated. The effect of clean energy uptake on ambient  $PM_{2.5}$  exposure was not considered, leading to a possible underestimation in the reductions in ambient  $PM_{2.5}$ . Chowdhury *et al* (2019) showed that complete mitigation of biomass emissions from cooking in 2015 would have reduced ambient  $PM_{2.5}$  concentrations in India by 17.5%. The likely underestimation in our analysis would be smaller since the difference in CCA in our mitigation scenarios with and without access in 2050 was 29% rather than 100%. Ambient  $PM_{2.5}$  reductions from end-of-pipe air quality control on indoor air quality were not reflected in the MFR scenarios since we used CCA as a proxy of indoor air pollution exposure. The adoption of more efficient biomass cookstoves modelled in the MFR scenarios was also not implemented as NFHS does not include data on type of cooking stove. However, this effect is likely to be small as

improved biomass cookstoves have resulted in minimal health benefits (Sambandam *et al* 2015). Second, we did not explicitly model fuel stacking due to lack of data on use of multiple fuels in NFHS-4. Fuel stacking is a well-documented behavioural response to volatile fuel supplies and prices, household incomes, or a result of cultural preferences (Van Der Kroon *et al* 2013). Accounting for fuel stacking would likely lead to somewhat smaller estimated benefits of CCA policies on child stunting given that some households might not use clean fuels exclusively. Third, projected trends in average daily per-capita income and clean fuel use were available only at aggregate level from the IAM. Differences in trends in average per-capita income and CCA across states in our model thus only reflect disparities in 2015. As higher resolution energy, population and income projections from IAMs and demographic models become available in the future, more refined geographical variations in health impacts could be assessed. Fourth, our scenarios did not explicitly consider expansion of electrification. Our analysis focused on LPG intervention scenarios due to the dominance of LPG in national policy plans for expansion of CCA in India and because historically electricity has rarely been used for cooking purposes in South Asia. While this could change in the future, in the short to medium term, electricity is unlikely to become a dominant means of meeting cooking energy needs. While we do not explicitly model electricity access, the effect on indoor air quality from cooking with electricity or LPG is assumed to be identical. Fifth, our sensitivity analysis did not indicate that nutrition (measured as MAD) was a confounder of the AAP- or HAP-stunting associations conditional on household income and other socioeconomic variables. However, MAD was based only on feeding practices on the day or evening preceding the survey and may not fully reflect longer-term nutritional status, thus we cannot rule out possible residual confounding. Finally, the population, energy and income projections in our model do not reflect the catastrophic effects that COVID-19 has had on population health, the economy, and clean energy access. Although the full impacts of the crisis are still to be fully evaluated, research suggests that the pandemic might slow down the transition to clean cooking fuels and other development objectives (Pachauri *et al* 2021, Ravindra *et al* 2021) and affect global investments in emission reductions (Reilly *et al* 2021).

Future extensions of this modelling approach could focus on incorporating dynamic feedback effects and behavioural responses such as the effects of air pollution on child survival over time or the influence of child stunting on educational attainment and adult survival later in life. In addition, an extension of this analysis could evaluate the balance of costs between scenarios. Both the end-of-pipe air quality measures and the CCA subsidies presented here entail additional policy costs besides mitigation

finance. However, previous research has shown that avoided premature mortality through climate change mitigation or MFR of AAP in India will considerably outweigh the potential implementation costs (Sanderson *et al* 2013, Markandya *et al* 2018). Additional finance to cover subsidies for universal CCA could be mobilised through effort-sharing international climate regimes (Cameron *et al* 2016). The anticipated improvements in child linear growth, both through air pollution co-benefits and through avoided impacts from climate change via income and food prices (Lloyd *et al* 2018), represent a human capital investment, which is likely to bring substantial savings through higher productivity, reduced morbidity, work absenteeism and associated health care costs. Future studies should consider other pathways through which climate change can impact child health in India. The adverse effects associated with increases in rainfall, heat stress and extreme weather events (floods/draughts) on child linear growth have been well documented (Phalkey *et al* 2015, Belesova *et al* 2019, Cooper *et al* 2019, Muttarak and Dimitrova 2019, Baker 2020, Dimitrova and Muttarak 2020, Tusting *et al* 2020). Some of these effects are mediated by altered patterns of water- and vector-borne infections, quality and quantity of crops, food prices and household income (Phalkey *et al* 2015, Myers *et al* 2017). Considering these multiple causal pathways, stringent climate change mitigation is likely to bring much larger benefits to child linear growth than those quantified in this study. Previous studies have also reported a strong social gradient for some of these effects, with the poorest and least educated being most affected (Dimitrova and Muttarak 2020). More detailed consideration of the timing, magnitude and equity implications of the multiple impacts of climate change on child health, apart from energy access and outdoor air quality, would be important for a more accurate comparison of the trade-offs and benefits of mitigation action in India.

## Data availability statement

The data generated and/or analysed during the current study are not publicly available for legal/ethical reasons but are available from the corresponding author on reasonable request.

## Conflict of interest

The authors declare they have no actual or potential competing financial interests.

## Funding

The development of the scenarios presented in this work has been supported through a project funded by the European Union's Horizon 2020 Research and Innovation Programme under Grant Agreement

Nos. 642147 (CD-LINKS) and 821471 (ENGAGE). C T was funded through a Ramón y Cajal fellowship (RYC-2015-17402) awarded by the Spanish Ministry of Economy and Competitiveness. We acknowledge support from the Spanish Ministry of Science and Innovation through the 'Centro de Excelencia Severo Ochoa 2019–2023' Program (CEX2018-000806-S), and support from the Generalitat de Catalunya through the CERCA Program.

## ORCID iDs

Asya Dimitrova  <https://orcid.org/0000-0002-7499-9588>

Guillaume Marois  <https://orcid.org/0000-0002-2701-6286>

Peter Rafaj  <https://orcid.org/0000-0003-1000-5617>

Shonali Pachauri  <https://orcid.org/0000-0001-8138-3178>

## References

- Backes C H, Nelin T, Gorr M W and Wold L E 2013 Early life exposure to air pollution: how bad is it? *Toxicol. Lett.* **216** 47–53
- Baker R E 2020 Characterizing the contribution of high temperatures to child undernourishment in Sub-Saharan Africa *Sci. Rep.* **1**–10
- Belesova K, Agabiirwe C N, Zou M, Phalkey R and Wilkinson P 2019 Drought exposure as a risk factor for child undernutrition in low- and middle-income countries: a systematic review and assessment of empirical evidence *Environ. Int.* **131** 104973
- Boamah-Kaali E *et al* 2021 Prenatal and Postnatal Household Air Pollution Exposure and Infant Growth Trajectories: Evidence from a Rural Ghanaian Pregnancy Cohort *Environ. Health Perspect.* **129** 117009
- Bruce N G, Dherani M K, Das J K, Balakrishnan K, Adair-Rohani H, Bhutta Z A and Pope D 2013 Control of household air pollution for child survival: estimates for intervention impacts *BMC Public Health* **13** S8
- Cameron C, Pachauri S, Rao N D, McCollum D, Rogelj J and Riahi K 2016 Policy trade-offs between climate mitigation and clean cook-stove access in South Asia *Nat. Energy* **1** 1–5
- Chowdhury S, Dey S, Guttikunda S, Pillarisetty A and Smith K R 2019 Indian annual ambient air quality standard is achievable by completely mitigating emissions from household sources *Proc. Natl Acad. Sci.* **116** 10711–6
- Chowdhury S, Dey S and Smith K R 2018 Ambient PM<sub>2.5</sub> exposure and expected premature mortality to 2100 in India under climate change scenarios *Nat. Commun.* **9** 318
- Cooper M W, Brown M E, Hochrainer-Stigler S, Pflug G, McCallum I, Fritz S, Silva J and Zvoleff A 2019 Mapping the effects of drought on child stunting *Proc. Natl Acad. Sci.* **116** 17219–24
- Dewey K G and Mayers D R 2011 Early child growth: how do nutrition and infection interact? *Matern. Child Nutrition* **7** 129–42
- Dimitrova A, Marois G, Kiesewetter G, S K C, Rafaj P and Tonne C 2021 Health impacts of fine particles under climate change mitigation, air quality control, and demographic change in India *Environ. Res. Lett.* **16** 054025
- Dimitrova A and Muttarak R 2020 After the floods: differential impacts of rainfall anomalies on child stunting in India *Glob. Environ. Change* **64** 102130

- Fenske N, Burns J, Hothorn T and Rehfuess E A 2013 Understanding child stunting in India: a comprehensive analysis of socio-economic, nutritional and environmental determinants using additive quantile regression *PLoS One* **8** e78692
- Hammer M S *et al* 2020 Global estimates and long-term trends of fine particulate matter concentrations (1998–2018) *Environ. Sci. Technol.* **54** 7879–90
- IHME 2019 What risk factors drive the most death and disability combined? (available at: [www.healthdata.org/india](http://www.healthdata.org/india))
- IIASA 2021 MESSAGEix-GLOBIOM
- India State-Level Disease Burden Initiative Child Mortality Collaborators 2020 Supplementary appendix: subnational mapping of under-5 and neonatal mortality trends in India: the global burden of disease study 2000–17 *Lancet* **395** 1640–58
- International Institute for Population Sciences (IIPS) and ICF 2017 National family health survey (NFHS-4), 2015–16: India (Mumbai) (available at: <https://dhsprogram.com/pubs/pdf/FR339/FR339.pdf>)
- Islam S, Rana M J and Mohanty S K 2021 Cooking, smoking, and stunting: effects of household air pollution sources on childhood growth in India *Indoor Air* **31** 229–49
- Kar A, Pachauri S, Bailis R and Zerriffi H 2019 Using sales data to assess cooking gas adoption and the impact of India's Ujjwala programme in rural Karnataka *Nat. Energy* **4** 806–14
- Kar A, Pachauri S, Bailis R and Zerriffi H 2020 Capital cost subsidies through India's Ujjwala cooking gas programme promote rapid adoption of liquefied petroleum gas but not regular use *Nat. Energy* **5** 125–6
- Lloyd S J, Bangalore M, Chalabi Z, Kovats R S, Hallegatte S, Rozenberg J, Valin H and Havlik P 2018 A global-level model of the potential impacts of climate change on child stunting via income and food price in 2030 *Environ. Health Perspect.* **126** 1–15
- Malakar Y, Greig C, Fliert E and Van D 2018 Resistance in rejecting solid fuels: beyond availability and adoption in the structural dominations of cooking practices in rural India *Energy Res. Soc. Sci.* **46** 225–35
- Markandya A, Sampedro J, Smith S J, Van Dingenen R, Pizarro-Irizar C, Arto I and González-Eguino M 2018 Health co-benefits from air pollution and mitigation costs of the Paris Agreement: a modelling study *Lancet Planet. Health* **2** e126–33
- McCollum D L *et al* 2018 Energy investment needs for fulfilling the Paris Agreement and achieving the sustainable development goals *Nat. Energy* **3** 589–99
- Muttarak R and Dimitrova A 2019 Climate change and seasonal floods: potential long-term nutritional consequences for children in Kerala, India *BMJ Glob. Health* **4** 1–4
- Myers S S, Smith M R, Guth S, Golden C D, Vaitla B, Mueller N D, Dangour A D and Huybers P 2017 Climate change and global food systems: potential impacts on food security and undernutrition *Annu. Rev. Public Health* **38** 259–77
- Neto-Bradley A P, Rangarajan R, Choudhary R and Bazaz A 2021 A clustering approach to clean cooking transition pathways for low-income households in Bangalore *Sustain. Cities Soc.* **66** 102697
- Pachauri S, Pobleto-Cazenave M, Aktas A and Gidden M J 2021 Access to clean cooking services in energy and emission scenarios after COVID-19 *Nat. Energy* **6** 1067–76
- Peng W, Dai H, Guo H, Purohit P, Urpelainen J, Wagner F, Wu Y and Zhang H 2020 The critical role of policy enforcement in achieving health, air quality, and climate benefits from India's clean electricity transition *Environ. Sci. Technol.* **54** 11720–31
- Perera F P 2017 Multiple threats to child health from fossil fuel combustion: impacts of air pollution and climate change *Environ. Health Perspect.* **125** 141–8
- Phalkey R K, Aranda-Jan C, Marx S, Höfle B and Sauerborn R 2015 Systematic review of current efforts to quantify the impacts of climate change on undernutrition *Proc. Natl Acad. Sci.* **112** E4522–9
- Pimpin L *et al* 2018 Estimating the costs of air pollution to the national health service and social care: an assessment and forecast up to 2035 *PLoS Med.* **15** 1–16
- Poveda N E 2021 Patterns of growth in childhood in relation to adult schooling attainment and intelligence quotient in 6 birth cohorts in low- and middle-income countries: evidence from the consortium of health-oriented research in transitioning societies (COHORTS) *J. Nutrition* **151** 2342–52
- Prendergast A J and Humphrey J H 2014 The stunting syndrome in developing countries *Paediatr. Int. Child Health* **34** 250–65
- Pun V C, Dowling R and Mehta S 2021 Ambient and household air pollution on early-life determinants of stunting—a systematic review and meta-analysis *Environ. Sci. Pollut. Res.* **28** 26404–12
- Purohit P *et al* 2019 Mitigation pathways towards national ambient air quality standards in India *Environ. Int.* **133** 105147
- Ravindra K, Kaur-Sidhu M, Mor S, Chakma J and Pillarisetti A 2021 Impact of the COVID-19 pandemic on clean fuel programmes in India and ensuring sustainability for household energy needs *Environ. Int.* **147** 106335
- Reilly J M, Chen Y H H and Jacoby H D 2021 The COVID-19 effect on the Paris agreement *Humanit. Soc. Sci. Commun.* **8** 8–11
- Sambandam S, Balakrishnan K, Ghosh S, Sadasivam A, Madhav S, Ramasamy R, Samanta M, Mukhopadhyay K, Rehman H and Ramanathan V 2015 Can currently available advanced combustion biomass cook-stoves provide health relevant exposure reductions? Results from initial assessment of select commercial models in India *Ecohealth* **12** 25–41
- Samir K C, Wurzer M, Springer M and Lutz W 2018 Future population and human capital in heterogeneous India *Proc. Natl Acad. Sci.* **115** 8328–33
- Sampedro J, Smith S J, Arto I, González-Eguino M, Markandya A, Mulvaney K M, Pizarro-Irizar C and Van Dingenen R 2020 Health co-benefits and mitigation costs as per the Paris Agreement under different technological pathways for energy supply *Environ. Int.* **136** 105513
- Sanderson W, Striessnig E, Schöpp W and Amann M 2013 Effects on well-being of investing in cleaner air in India *Environ. Sci. Technol.* **47** 13222–9
- Saxena V and Bhattacharya P C 2018 Inequalities in LPG and electricity consumption in India: the role of caste, tribe, and religion *Energy Sustain. Dev.* **42** 44–53
- Sharma D, Ravindra K, Kaur M, Prinja S and Mor S 2020 Cost evaluation of different household fuels and identification of the barriers for the choice of clean cooking fuels in India *Sustain. Cities Soc.* **52** 101825
- Sharma S, Moerenhout T, Aklin M and Bajaj K 2021 How to target LPG subsidies in India: step 2 *Evaluating Policy Options in Jharkhand GSI Report* (available at: [www.iisd.org/gsi](http://www.iisd.org/gsi))
- Silva R A *et al* 2016 The effect of future ambient air pollution on human premature mortality to 2100 using output from the ACCMIP model ensemble *Atmos. Chem. Phys.* **16** 9847–62
- Singh P, Dey S, Chowdhury S and Bali K 2019 Early life exposure to outdoor air pollution: effect on child health in India *Brookings India Working Paper Series* (available at: [www.brookings.edu/research/early-life-exposure-to-outdoor-air-pollution-effect-on-child-health-in-india/](http://www.brookings.edu/research/early-life-exposure-to-outdoor-air-pollution-effect-on-child-health-in-india/))
- Spears D, Dey S, Chowdhury S, Scovronick N, Vyas S and Apte J 2019 The association of early-life exposure to ambient PM<sub>2.5</sub> and later-childhood height-for-age in India: an observational study *Environ. Health* **18** 1–10
- Symonds P, Hutchinson E, Ibbetson A, Taylor J, Milner J, Chalabi Z, Davies M and Wilkinson P 2019 MicroEnv: a microsimulation model for quantifying the impacts of environmental policies on population health and health inequalities *Sci. Total Environ.* **697** 1–10
- Tielsch J M, Katz J, Thulasiraj R D, Coles C L, Sheeladevi S, Yanik E L and R L 2009 Exposure to indoor biomass fuel and



- tobacco smoke and risk of adverse reproductive outcomes, mortality, respiratory morbidity and growth among newborn infants in south India *Int. J. Indoor Air* **38** 1351–63
- Tusting L S, Bradley J, Bhatt S, Gibson H S, Weiss D J, Shenton F C and Lindsay S W 2020 Environmental temperature and growth faltering in African children: a cross-sectional study *Lancet Planet. Health* **4** e116–23
- Van Der Kroon B, Brouwer R and Van Beukering P J H 2013 The energy ladder: theoretical myth or empirical truth? Results from a meta-analysis *Renew. Sustain. Energy Rev.* **20** 504–13
- Vandyck T, Keramidas K, Kitous A, Spadaro J V, Van Dingenen R, Holland M and Saveyn B 2018 Air quality co-benefits for human health and agriculture counterbalance costs to meet Paris Agreement pledges *Nat. Commun.* **9** 1–11
- West J J, Smith S J, R A S, Naik V, Zhang Y, Adelman Z, Fry M M, Anenberg S, Horowitz L W and Lamarque F 2013 Co-benefits of global greenhouse gas mitigation for future air quality and human health *Nat. Clim. Change* **3** 885–9
- Wood S N 2011 Fast stable restricted maximum likelihood and marginal likelihood estimation of semiparametric generalized linear models *J. R. Stat. Soc. B* **73** 3–36
- Yuan L, Zhang Y, Gao Y and Tian Y 2019 Maternal fine particulate matter (PM<sub>2.5</sub>) exposure and adverse birth outcomes: an updated systematic review based on cohort studies *Environ. Sci. Pollut. Res.* **26** 13963–83
- Zhu X, Liu Y, Chen Y, Yao C, Che Z and Cao J 2015 Maternal exposure to fine particulate matter (PM<sub>2.5</sub>) and pregnancy outcomes: a meta-analysis *Environ. Sci. Pollut. Res.* **22** 3383–96